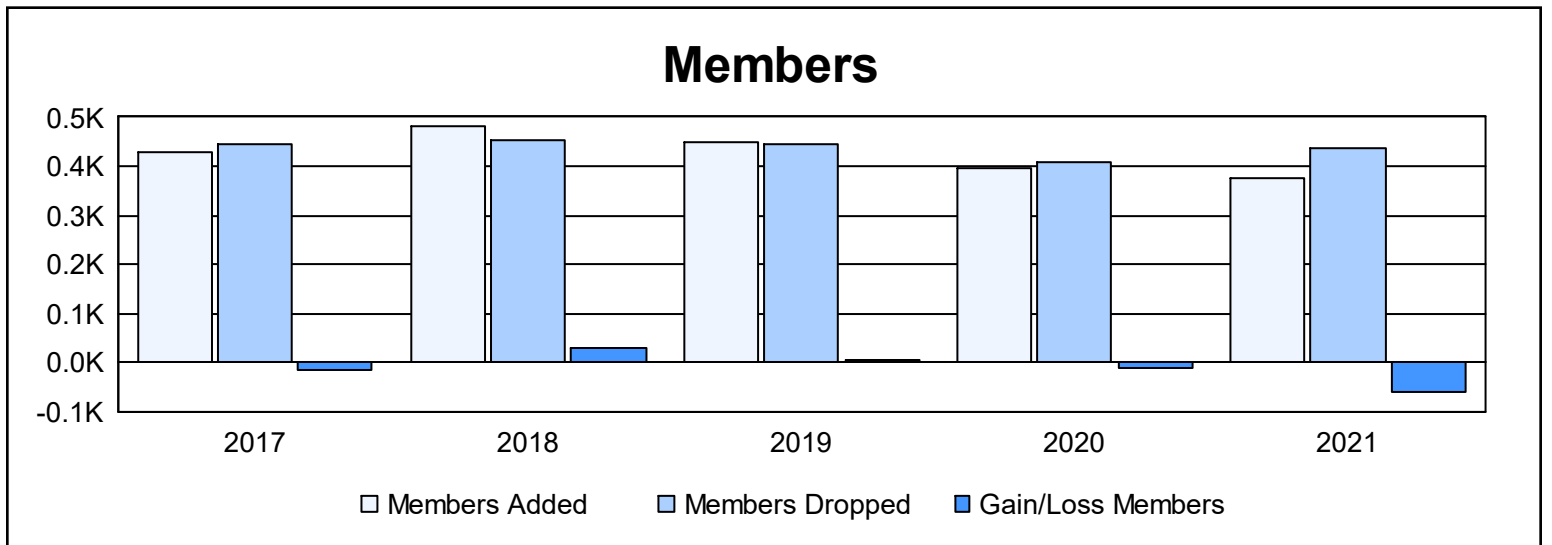
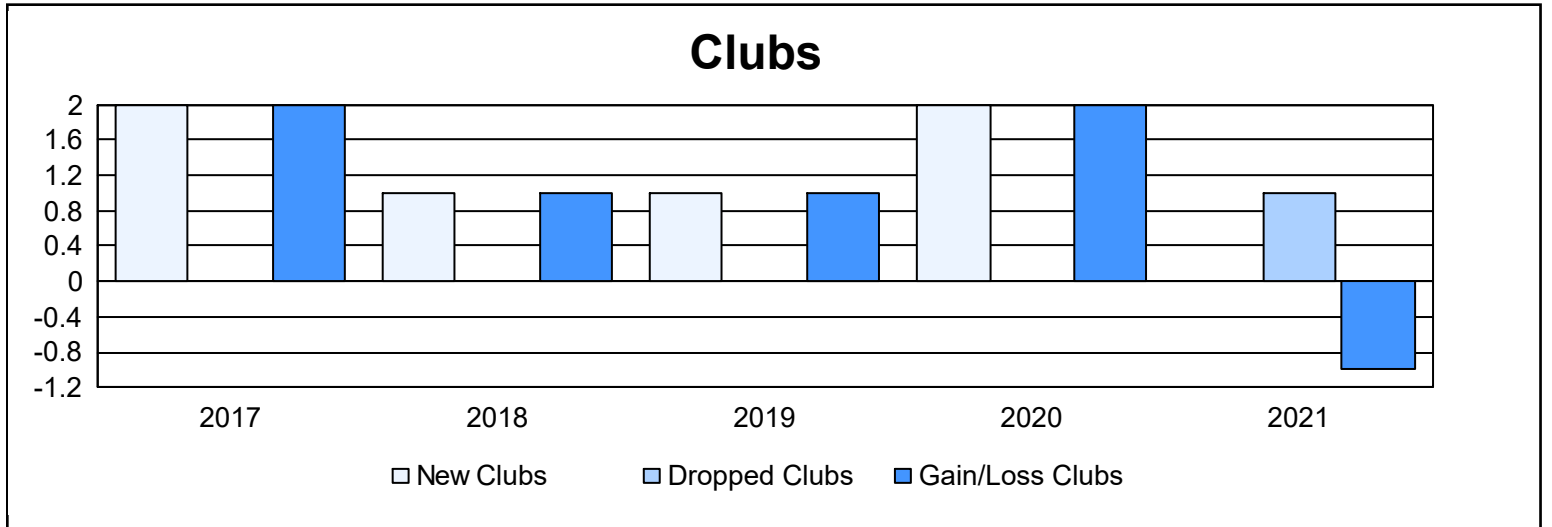
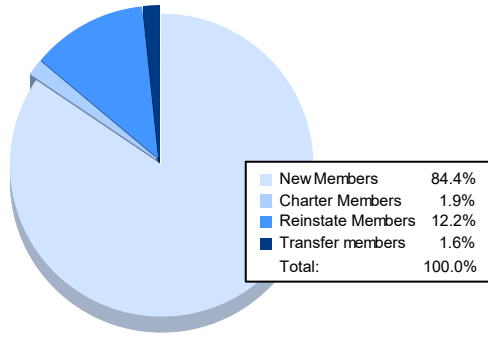


| Year | New Clubs | Dropped Clubs | Gain/ Loss Clubs | New Members | Charter Members | Reinstate Members | Transfer Members | Total Member Added | Total Members Dropped | Gain/ Loss Members |
|----------------|-----------|---------------|------------------|-------------|-----------------|-------------------|------------------|--------------------|-----------------------|--------------------|
| 2016-2017 | 2 | 0 | 2 | 343 | 62 | 20 | 3 | 428 | 444 | -16 |
| 2017-2018 | 1 | 0 | 1 | 403 | 41 | 28 | 8 | 480 | 451 | 29 |
| 2018-2019 | 1 | 0 | 1 | 371 | 49 | 19 | 11 | 450 | 446 | 4 |
| 2019-2020 | 2 | 0 | 2 | 292 | 84 | 14 | 7 | 397 | 407 | -10 |
| 2020-2021 | 0 | 1 | -1 | 318 | 7 | 46 | 6 | 377 | 438 | -61 |
| Average | 1 | 0 | 1 | 345 | 49 | 25 | 7 | 426 | 437 | -11 |



Membership Composition June 2021 Cumulative



Gender Composition June 2021 Cumulative

